

Wireless Optical Mouse Inpput™ R440 27MHz

1. Contents of the Package :

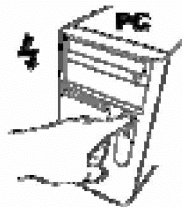
- Mouse.
- 27MHz Wireless USB receiver
- 2 AAA batteries.
- Multilanguage CD-ROM driver.
- User's quick guide.

2. Batteries Installation :

Press the button on the up side of Mouse and slide the batteries cover

3. Mouse Installation :

3.1 *Turn on the computer.*



3.2 Connect the USB receiver to the USB connector on the PC.



3.3 Press the connection button of the receiver. LED will blink.

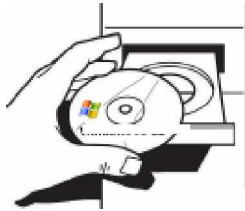


3.4 Press the connection button on bottom of mouse. LED placed on the receiver will stop flashing.




3.5 Driver installation :

Driver compatible with Windows 98 / 2000 / Me / Xp.



- a. Insert the driver CD-ROM to you computer.
- b. If the PC system does not set the auto-install function, please double click the file "Setup.exe" and follow the setup instructions to complete the driver installation.
- c. Restart the computer.
- d. A Mouse setting icon will appear on the task bar of Windows to set the Mouse properties.

This wireless device works at a frequency of 27Mhz.



4. Warranty Authenticity

Soyntec ensure that their product never present imperfection , including design or hability during the product purchase. Soyntec provides 36 month of warranty in all its products, except for the Electrical Power Protections that have 60 month. UPS guarantee is valid for a period of 36 months from the date of your purchase. (Soyntec guarantees that the battery for the UPS will not fail for a period of 24 months from the date of your purchase).

5. Valid Warranty

Please go back to your sales Point showing your receipt or voucher. All requests for assistance are treated with the same courtesy and commitment to customer satisfaction. Please contact us sending an e-mail to: support@soyntec.com For UPS you can contact in our Hot line 902 294 294 where will let you know the steps to follow.